

TheraBase[®]

BASE AND LINER. THE THERA WAY.



Rx Only



TheraBase[®] Dual-Cured

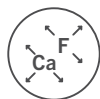
Self-Adhesive Calcium Releasing Base/Liner

A Thera foundation for your restorations

TheraBase is a dual-cure, calcium and fluoride releasing, self-adhesive base/liner. Utilizing the THERA technology, TheraBase chemically bonds to tooth structure, and releases and recharges calcium and fluoride ions.* TheraBase's calcium release generates an alkaline pH which promotes pulp vitality.¹ It is a dual-cured material that will polymerize even in deep restorations where light cannot reach.

TheraBase is stronger than other base materials, glass ionomers and resin-modified glass ionomers.* Additionally, it is radiopaque allowing for easy identification on radiographs, providing a quick and effective diagnosis.

TheraBase Benefits



Releases Calcium and Fluoride

Continuous release of Calcium and Fluoride ions*



Easy to Use

Auto-mix, dual-syringe provides a consistent mix for immediate delivery with zero to minimal waste of material



Self-Adhesive

No bonding agents required - Save time and money



Dual-Cured

Material will fully cure even in deep restorations where light cannot reach



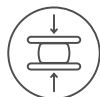
High Flexural Strength

Stronger and more fracture resistant



Alkaline pH

Generates an Alkaline pH in minutes, which promotes pulp vitality*



High Compressive Strength

Absorbs shock and stress from occlusal forces without fracturing



High Degree of Conversion

Ensures enhanced physical properties



MDP

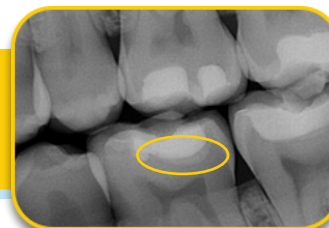
Contains MDP

Contains the adhesion promoting monomer MDP, ensuring reliable and optimal bond to dentin²



Radiopaque

TheraBase is radiopaque allowing for identification on radiographs and effective diagnosis.



* Data on file. BISCO, Inc.

¹ T. Okabe, M. Sakamoto, H. Takeuchi, K. Matsushima. Effects of pH on Mineralization Ability of Human Dental Pulp Cells. Journal of Endodontics. Volume 32, Number 3, March 2006.

² Hydrolytic stability of self-etch adhesives bonded to dentin, S Inoue 1, K Koshiro, Y Yoshida, J De Munck, K Nagakane, K Suzuki, H Sano, B Van Meerbeek, Journal of Dental Dentistry, December 2005



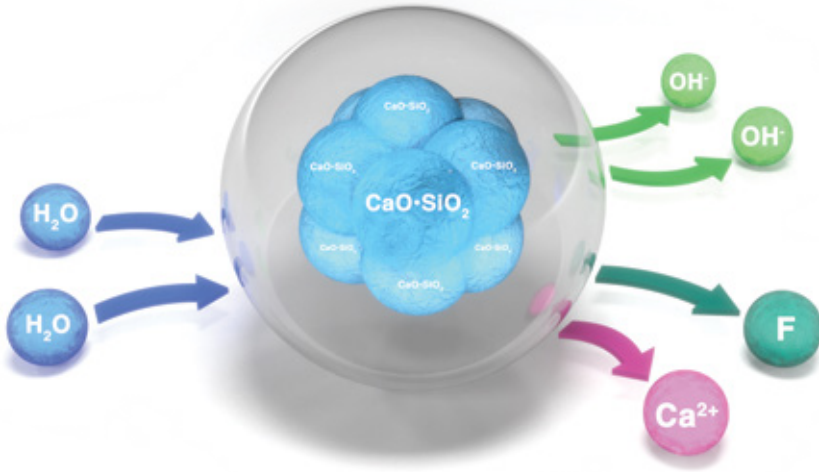
■ DUAL-CURED

■ EASY APPLICATION

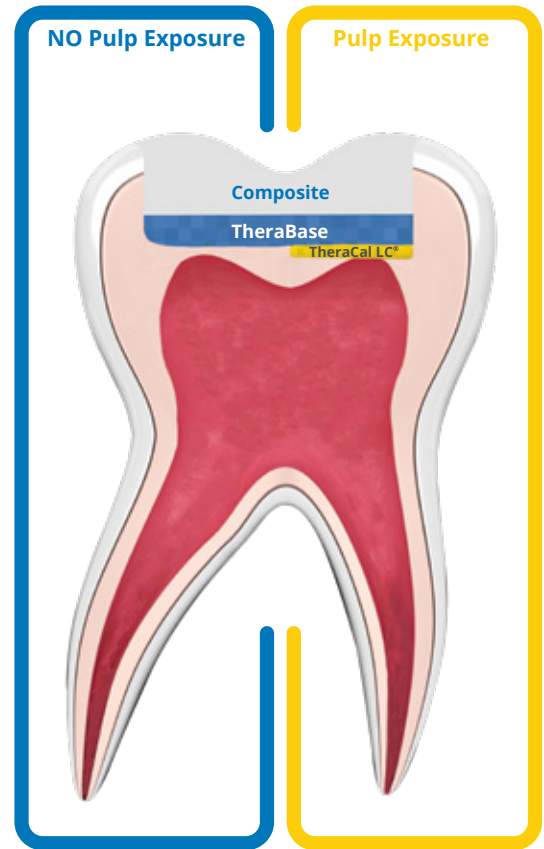
■ RADIOPAQUE

■ ALKALINE pH

THERA HYDROPHILIC MATRIX



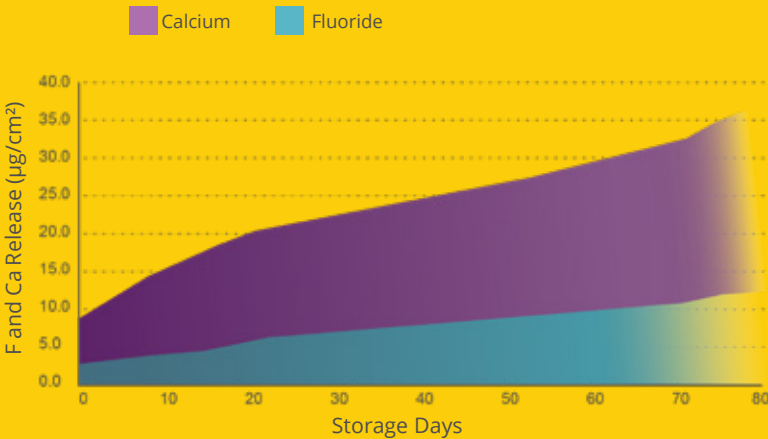
BISCO has developed a hydrophilic matrix that allows for ion exchange. Previous or traditional resin matrices have been hydrophobic, but BISCO's matrix allows for ion exchange as water goes into the matrix, reacts, and calcium hydroxide ions and fluoride ions are released.



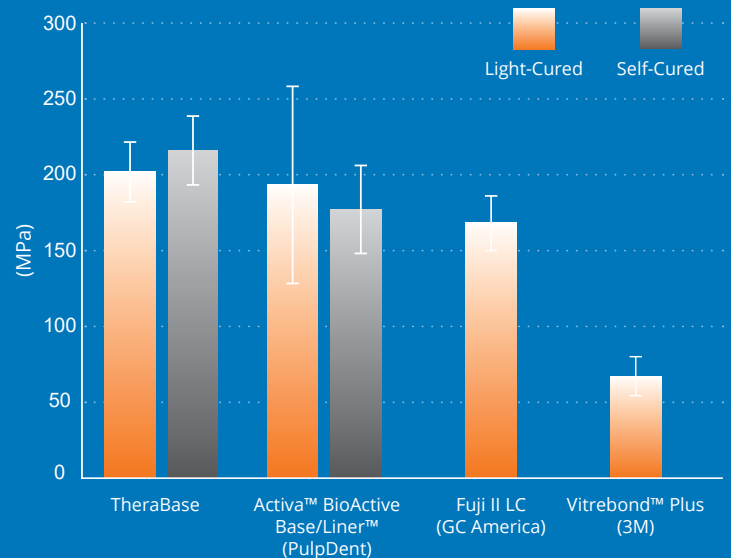
In deep restorations and when pulp exposure occurs, BISCO recommends the use of TheraCal LC for direct and indirect pulp capping and as a liner.

Both TheraBase and TheraCal LC can be used together in a sandwich technique case scenario for calcium and fluoride release benefits and pulp protection.

TheraBase Continuous Fluoride and Calcium Release*



Compressive Strength



Trademarks are property of their respective manufacturers. Fuji II LC and Vitrebond Plus are light-cured only materials.

TheraBase Case

Dentistry courtesy of Dr. Raul Euan DDS



After cavity preparation, all water was removed using a stream of air, leaving the surface visibly moist. TheraCal LC was applied on small pulp exposure and light-cured for 20 seconds.



TheraBase was applied to the dentin surface of the prepared cavity directly from the dispensing syringe.



TheraBase was light cured for 20 seconds. If desired, TheraBase can be allowed to self-cure for 5 minutes.



A selective-etch bonding technique was used to condition the surface of the preparation. Any bonding technique can be applied.



All-Bond Universal® was applied following manufacturer's instructions.



Restorations were filled with a light-cure composite material following manufacturer's instructions.

Ordering Information

TheraBase Single Syringe Pack.....**H-35001P**
1 Syringe TheraBase (8g), Accessories, Instructions

Auto-Mix Cannula Tips (30).....**X-81270P**

1-800-247-3368



MC-2238TB



BISCO

www.bisco.com