

Dental **PRODUCT
SHOPPER**

The Roadmap to Restorative Success

Investing in the right products, like proven materials from BISCO, makes all the difference.



Simplifying Dentistry

BISCO products not only work well together to make your job easier, but they also eliminate steps in procedures and reduce the amount of inventory you need to keep on hand.

When clinicians pick up a BISCO product, they don't have to worry about whether it will perform as advertised. They know BISCO materials are tested and proven, and that they can be seamlessly incorporated into their protocols. Materials like All-Bond Universal and TheraCem make life easier—simplifying procedures and ensuring predictable results. These are products that eliminate steps, save chair time, and can be used for multiple types of cases, reducing the amount of inventory dentists must invest in.

"We do the research when it comes to optimization of the bonding protocol, regardless of surface or procedure, and then we provide every component needed for that protocol, all of which have been tested and retested over and over," said Dr. Rolando Nuñez, BISCO's manager of clinical marketing. "It's very plug and play; there's no guessing game."

With All-Bond Universal, for example, dentists can rely on the material for any bonding protocol no matter what technique they opt to use, Dr. Nuñez said. Other materials, like TheraCem, eliminate the need for primers and adhesives, again saving time and reducing inventory. Many BISCO products are versatile, but others are designed to solve a specific problem, such as Z-Prime Plus, which enhances bond strength to zirconia via a one-bottle solution.

"We think about the convenience factor when designing products," Dr. Nuñez said. "We design products that have a very specific use and products that can be used in an array of clinical scenarios so clinicians can optimize their protocols."

And even though these materials are designed to work together, they can be mixed and matched with other brands as well. "While we like for people to use all BISCO products because they're designed for optimization, they work well with products from other companies, too," Dr. Nuñez said. "We take pride in



"We design products that have a very specific use and products that can be used in an array of clinical scenarios so clinicians can optimize their protocols."

—Rolando Nuñez, DDS

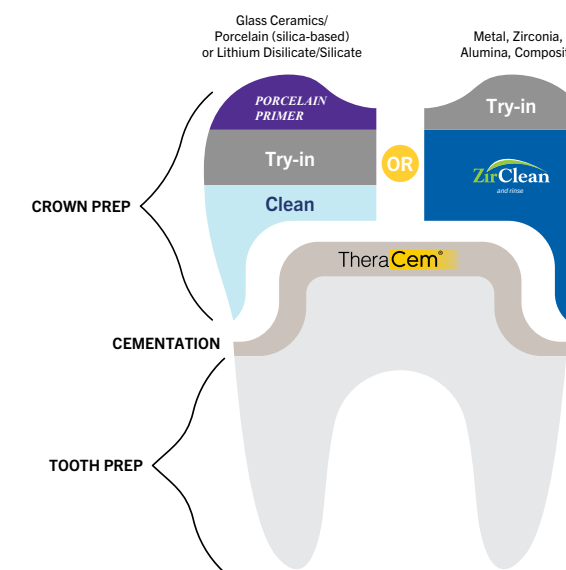
being able to provide that freedom, and that doctors know our products will work no matter what."

Because these materials are so easy-to-use and effective, they continue to grow in popularity.

"Our products provide simplification that allows for less chair time without sacrificing performance," Dr. Nuñez said. "When products have multiple applications, are easy to use, and don't compromise performance, clinicians are going to want to use those products every day."

Plug and Play: Putting the Products to Work

A look at 6 procedures and how BISCO materials simplify them.



THERACEM TECHNIQUE

Products featured: Porcelain Primer, ZirClean, and TheraCem

How the products are used: TheraCem was developed to cement a variety of surfaces, including glass ceramic restorations and zirconia. When used in combination with Porcelain Primer, TheraCem can cement inlays, onlays and crowns made from IPS e.max, for example. For zirconia restorations, no additional primer is needed; TheraCem contains the MDP monomer that bonds to zirconia. ZirClean should be used to clean the contaminated surface of the zirconia restoration after try-in, a critical part of achieving an optimal bond.

The BISCO advantage: Bonding to multiple restorative surfaces can be achieved with one product; fewer steps are required when bonding to zirconia, simplifying the procedure.

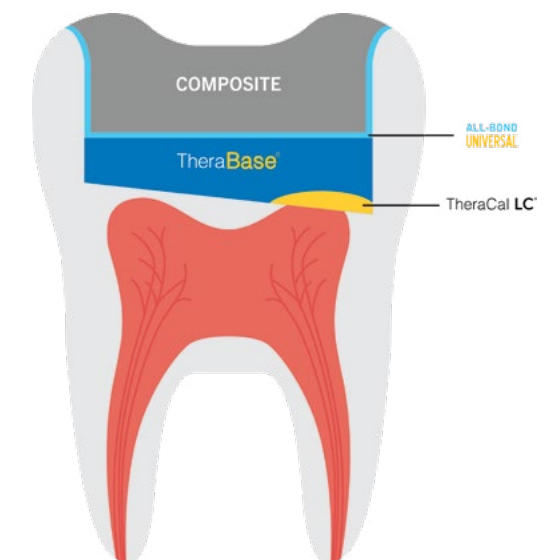
UNIVERSAL ADHESIVE TECHNIQUE

Products featured: All-Bond Universal, TheraCal LC, and TheraBase

How the products are used: Both TheraCal LC and TheraBase are calcium-releasing liners that protect the tooth from sensitivity, generating an alkaline pH that promotes pulp vitality.* TheraCal LC should be placed in the deepest area of the prep so it has intimate contact with the tooth structure. The self-adhesive, dual-cured TheraBase can be applied on top of TheraCal LC, generating a thick base that releases calcium and offers even more protection. From there the proper bonding technique can be completed.

The BISCO advantage: It's always a benefit to add calcium-releasing products to the mix, especially those that are self-adhesive like TheraBase. There's no need to use an opaquer or other liners with these products. Overall, the process is easy and leads to healthier teeth and more predictable results.

* T. Okabe, M. Sakamoto, H. Takeuchi, K. Matsushima. Effects of pH on Mineralization Ability of Human Dental Pulp Cells. Journal of Endodontics. Volume 32, Number 3, March 2006

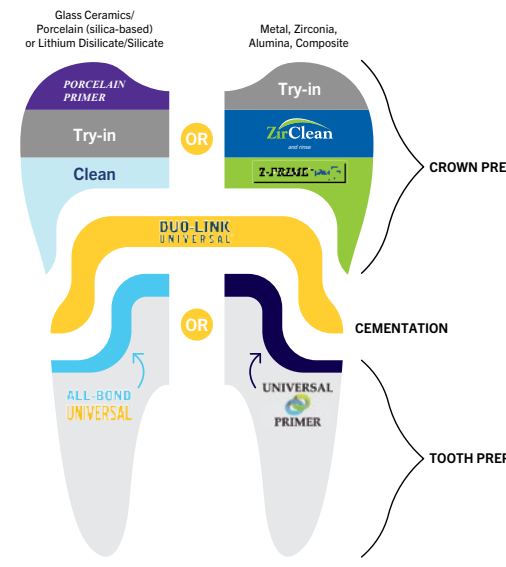
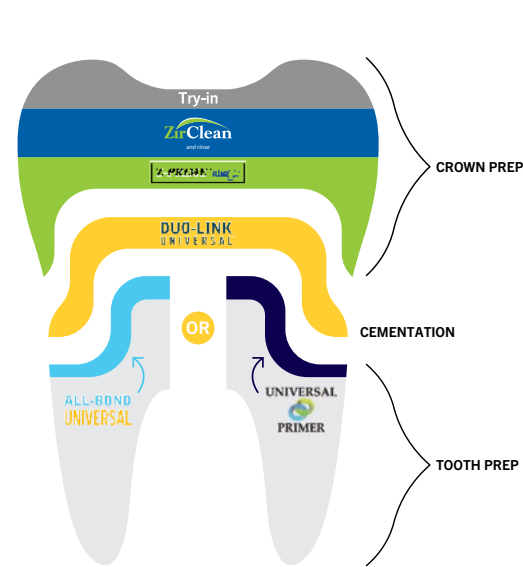


ZIRCONIA BONDING

Products featured: ZirClean, Z-Prime Plus, Duo-Link Universal, All-Bond Universal, and Universal Primer

How the products are used: Bonding to zirconia has become more popular, but it's also a bit trickier than other surfaces. After try-in, saliva contaminates zirconia, hindering the bond. Cleaning the restoration with ZirClean creates the surface needed for successful bonding. Once complete, Z-Prime Plus, which contains the MDP monomer required for bonding to zirconia, and the cement of choice can be placed.

The BISCO advantage: Zirconia is a temperamental material and can't form proper bonds after it's been contaminated with saliva. ZirClean gets the surface clean, and Z-Prime Plus provides the bond needed for predictable restorations. These materials make the process simple and efficient, while giving patients restorations that are both strong and beautiful.



DUO-LINK UNIVERSAL TECHNIQUE

Products featured: Porcelain Primer, ZirClean, Z-Prime Plus, Duo-Link Universal, All-Bond Universal, and Universal Primer


How the products are used: Duo-Link Universal is a dual-cured resin cement that, when combined with a bonding agent like All-Bond Universal or Universal Primer, can be used for bonding crowns, inlays, onlays, and posts. A primer is also required—Porcelain Primer for etchable glass ceramics (lithium disilicate) and porcelain, and Z-Prime Plus for zirconia, metal, alumina, and composite. Duo-Link Universal is the cement that brings everything together, regardless of restoration type.

Universal Primer gives clinicians a self-curing option when used for indirect restorations, helping with fit and removing a step from the process.

The BISCO advantage: These products are all designed to work together seamlessly, creating easy protocols for clinicians to follow and leading to predictable results.

TAKE IT FROM EXPERIENCE

Dr. James Chae began using BISCO products about 7 years ago when he purchased TheraCal LC with the intent of adding it as a protective liner under restorations. Now, it's one of his favorite products. He likes that he can place it via syringe with no mixing required, and it bonds well to the tooth, reduces sensitivity, and is opaque, eliminating the need for an opaquer.



He's never had a patient come back for a root canal after placing TheraCal LC, and he's never had to redo a filling because of a sensitive tooth—a procedure that costs him both time and money. "TheraCal is simpler to use vs the assistant having to mix a powder and liquid and then put it on top of the tooth," Dr. Chae said of the process followed in the past. "It was very time-consuming. This saves a lot of time and is easy to use, and dark amalgam no longer shows through the composite."

Dr. Chae recently decided to invest in other BISCO materials, including TheraBase. Rather than using composite, he places the opaque TheraBase on top of TheraCal LC to add an extra layer of calcium-releasing protection in deep cavities. "Having this base underneath gives less sensitivity to the tooth and bonds pretty well," he said. "It's easy to apply and blocks that dark shade from showing through, so it really helps with esthetics. It's also protecting

the pulp, reducing sensitivity."

Dr. Chae also has seen good results with All-Bond Universal. The one-bottle solution provides optimal bonding, and he hasn't heard any complaints from patients about sensitivity. The material is less moisture sensitive than others he's used; he can dry the tooth and it still bonds well to composite. He doesn't have to worry if the material is too wet or too dry, it just works. "It's very quick to use and no mixing is needed," he said. "Another advantage of the system is it's single bottle, which means less inventory. That saves me money and time."

The company also has been great to work with, and Dr. Chae knows any products he invests in from BISCO will be of the highest quality. "All these products work really well," he said. "I've had no problems; I don't see anything failing or have patients complaining of post-op sensitivity. And the end results have been really good. In recall exams, I check the fillings and the work done and everything looks great. I highly recommend these products."

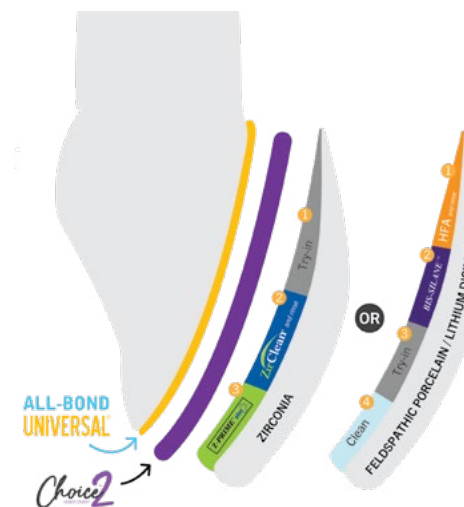
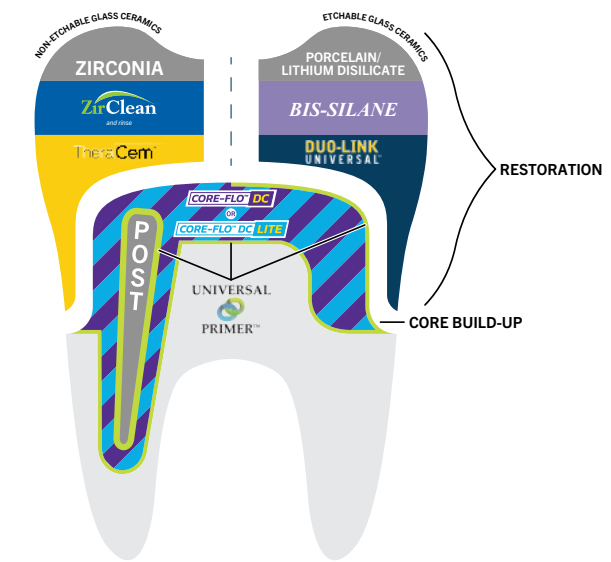


CORE BUILD-UP TECHNIQUE

Products featured: ZirClean, TheraCem, Bis-Silane, Duo-Link Universal, Core-Flo DC Lite, and Universal Primer

How the products are used: For core build-ups, clinicians can rely on Core-Flo DC or Core-Flo DC Lite. They both provide the same benefits, the only difference is the Lite version is more flowable while the original is more stackable, so the material clinicians choose comes down to personal preference. Both have low shrinkage and provide a strong foundation for the preparation. Once the prep is completed with one of these materials, the cementation process can begin, which includes bonding to the core build-up and the tooth structure with All-Bond Universal or Universal Primer, and cleaning the surface with a cleaning agent such as ZirClean. Different bonding protocols will follow, also based on the restorative material used.

The BISCO advantage: BISCO products make both creating and bonding to core build-ups easy and predictable, in the fewest steps possible.



VENEER CEMENTATION TECHNIQUE

Products featured: ZirClean, Z-Prime Plus, Bis-Silane, All-Bond Universal, and Choice 2 Veneer Cement

How the products are used: Choice 2 is a light-cured cement designed specifically for veneers. It's color stable, meaning it won't shade shift over time. For zirconia veneers, Z-Prime Plus must be applied as Choice 2 doesn't have the ability to bond to the veneer on its own. Bonding protocols will vary depending on if you're working with zirconia or porcelain/lithium disilicate.

The BISCO advantage: Choice 2 is designed specifically for cementing veneers and works seamlessly with the other products required for the bonding protocol regardless of the material used.

Additional Resources

How To Reach BISCO



@biscodental



BISCO Dental



@biscodental



bisco



1-800-247-3368
1-847-534-6000



www.bisco.com